



Submittal Data Information

101-097

Model 006 Flanged Cartridge Circulator

Effective: June 1, 2011

Supersedes: March 15, 2004

Job: _____ Engineer: _____ Contractor: _____ Rep: _____

ITEM NO.	MODEL NO.	IMP. DIA.	G.P.M.	HEAD/FT.	H.P.	ELEC. CHAR.

Features

- Standard High Capacity Output-Compact Design
- Optional Variable Speed or Priority Zoning Control
- Quiet, Efficient Operation
- Direct Drive-Low Power Consumption
- Unique Replaceable Cartridge Design-Field Serviceable
- Self Lubricating
- No Mechanical Seal
- Unmatched Reliability-Maintenance Free
- Cast Iron, Flanged Construction

Materials of Construction

- Casing (Volute): Cast Iron
- Stator Housing: Steel
- Cartridge: Stainless Steel
- Impeller: Non-Metallic
- Shaft: Ceramic
- Bearings: Carbon
- O-Ring & Gaskets: EPDM

Model Nomenclature

- F – Cast Iron, Flanged
- Variations:**
- Z – Zoning Circulator
- VR – Variable Speed Outdoor Reset
- VS – Variable Speed Set Point
- VV – Variable Speed Variable Voltage
- J – Bronze Cartridge with Cast Iron Casing

Performance Data

- Flow Range: 0 – 10 GPM
- Head Range: 0 – 9 Feet
- Minimum Fluid Temperature: 40°F (4°C)
- Maximum Fluid Temperature: 230°F (110°C)
- Maximum Working Pressure: 125 psi
- Connection Sizes: 3/4, 1", 1-1/4", 1-1/2" Flanged

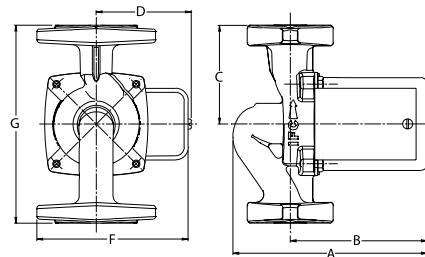


Application

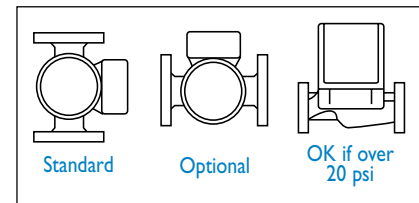
The 006 Flanged Cartridge Circulator is designed for the circulation of hot or chilled water in a wide range of closed loop applications. Typical uses include secondary hydronic heating zones, radiant heat injection, and hydro-air fan coil heating/cooling. The unique, replaceable cartridge contains all of the moving parts and allows for easy service instead of replacing the entire circulator. Available with optional Variable Speed control or Priority Zoning control with built-in transformer, relay, and priority switch in one complete package to make it ideal for zoning.

Pump Dimensions & Weights

Model	A		B		C		D		F		G		Ship Wt.	
	in.	mm	in.	mm	in.	mm	in.	mm	in.	mm	in.	mm	lbs.	Kg
006-F4	6-1/4	159	4-3/8	111	3-3/16	78	2-15/16	75	4-7/8	124	6-3/8	162	7.0	3.2
006-ZF4-I	6-1/4	159	4-3/8	111	3-3/16	78	3-9/16	91	5-3/8	137	6-3/8	162	8.0	3.6



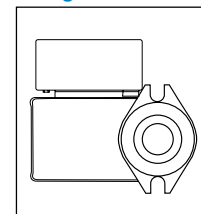
Mounting Positions



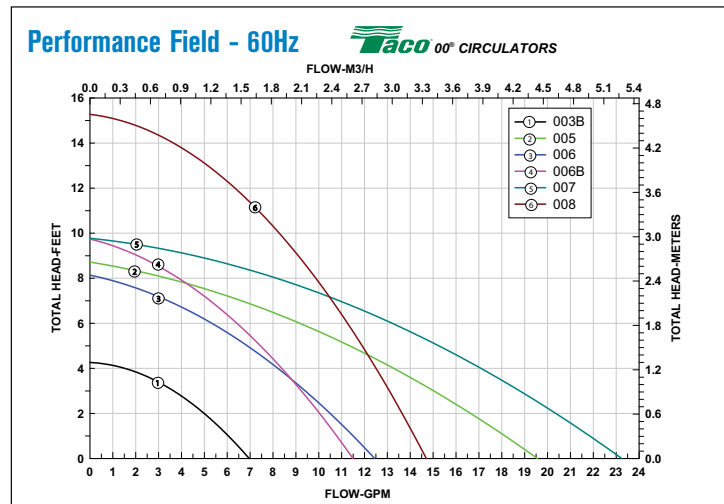
Electrical Data

Model	Volts	Hz	Ph	Amps	RPM	HP
006 All Models	115	60	1	.52	3250	1/40
Motor Type	Permanent Split Capacitor Impedance Protected					
Motor Options	220/50/1, 220/60/1, 230/60/1, 100/110/50/60/1					

Flange Orientation



Performance Field - 60Hz



Do it Once. Do it Right.®

TACO INC., 1160 Cranston Street, Cranston, RI 02920 Telephone: (401) 942-8000 Fax: 942-2360
 TACO (Canada), Ltd., 6180 Ordan Drive, Mississauga, Ontario L5T 2B3 Telephone: (905) 564-9422 Fax: (905) 564-9436
 Visit our website at: www.taco-hvac.com

Printed in USA
 Copyright 2011
 TACO, Inc.