

Model 006 Cartridge Circulator

The compact Taco 006 Cartridge Circulator is designed for circulating hot and chilled fresh water in a wide range of open and closed loop applications. Its unique, field-serviceable cartridge contains all moving parts. Replacing the cartridge rebuilds the circulator. With no mechanical seal, the self-lubricating, maintenance free design provides quiet, efficient operation and unmatched reliability. Available in Bronze construction with sweat, threaded or union connections.



HYDRONIC COMPONENTS & SYSTEMS

**Do it once.
Do it right.®** 

Submittal Data Information Model 006 Cartridge Circulator

Features

- Standard High Capacity Output-Compact Design
- Quiet, Efficient Operation
- Direct Drive-Low Power Consumption
- Unique Replaceable Cartridge Design-Field Serviceable
- Self Lubricating
- No Mechanical Seal
- Unmatched Reliability-Maintenance Free
- Bronze Construction with Sweat, Threaded or Union Connections

Materials of Construction

Casing (Volute):	Bronze
Stator Housing:	Steel
Cartridge:	Stainless Steel
Impeller:	Non-Metallic
Shaft:	Ceramic
Bearings:	Carbon
O-Ring & Gaskets:	EPDM

Model Nomenclature

- B - Bronze, Sweat
 BC - Bronze, Sweat, Panel Mount Tappings
 BT - Bronze, Threaded
 BC-I - Bronze, Union, Panel Mount Tappings
- Variations:
 Z - Zoning Circulator
 VS - Variable Speed, Set Point
 VR - Variable Speed, Outdoor Reset
 VV - Variable Speed, Variable Voltage

Performance Data

- Flow Range: 0 – 10 GPM
 Head Range: 0 – 9 Feet
 Minimum Fluid Temperature: 40°F (4°C)
 Maximum Fluid Temperature: 220°F (104°C)
 Maximum Working Pressure: 125 psi
 Connection Sizes:
 1/2" Swt, 3/4" Swt, 3/4" NPT, or Union



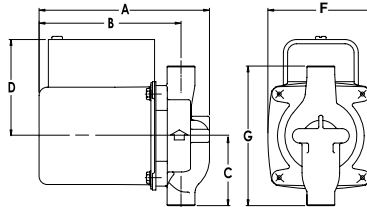
FOR INDOOR USE ONLY

Application

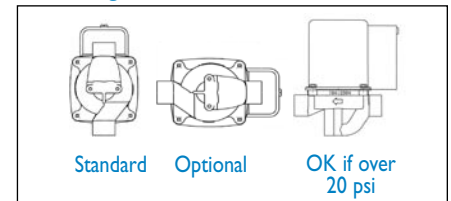
The Taco 006 is designed for circulating hot or chilled fresh water in open or closed loop applications. Typical uses include hydronic heating, domestic hot water recirculation, hydro-air heating/cooling, heat recovery units, water source heat pumps, drain down open loop Solar systems and potable water applications. The unique, replaceable cartridge contains all of the moving parts and allows for easy service instead of replacing the entire circulator. The compact, low power consumption design is ideal for high efficiency jobs.

Pump Dimensions & Weights

Model	Conn.	A		B		C		D		F		G		Ship Wt.	
		in.	mm	in.	mm	in.	mm	in.	mm	in.	mm	in.	mm	lbs.	Kg
006-B4	3/4" Swt	5-1/8	130	4-1/8	105	2-3/16	56	3-1/16	78	3-5/16	84	4-13/32	112	6.0	2.7
006-BC4	1/2" Swt	5-1/8	130	4-1/8	105	2-1/8	54	3-1/16	78	3-5/16	84	4-1/4	108	6.0	2.7
006-BT4	3/4" NPT	5-5/8	143	4-7/8	124	2	51	3-1/16	78	3-5/16	84	4	102	6.0	2.7
006-BC4-I	Union	5-5/32	131	4-11/32	110	2-31/32	76	3-1/16	78	3-5/16	84	5-15/16	151	6.0	2.7



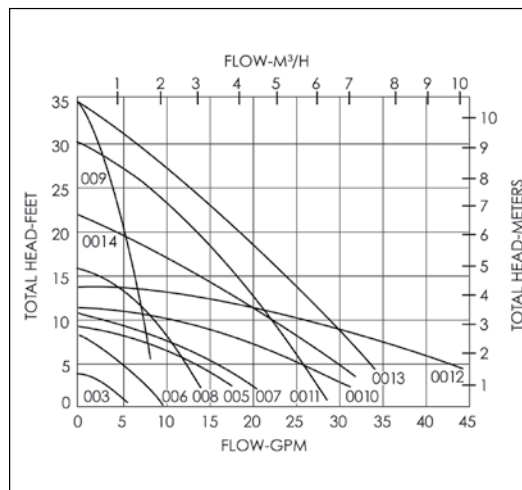
Mounting Positions



Electrical Data

Model	Volts	Hz	Ph	Amps	RPM	HP
006 All Models	115	60	1	.52	3250	1/40
Motor Type	Permanent Split Capacitor Impedance Protected					
Motor Options	220/50/1, 220/60/1, 230/60/1, 100/110/50/60/1					

Performance Field - 60Hz



HYDRONIC COMPONENTS & SYSTEMS

