

SmartPlus-e™

ECM High-Efficiency **Hot Water** Recirculation System

Perfect for systems with a tank water heater and dedicated hot water return line, the SmartPlus-e combines the high-efficiency of the 006e3 ECM circulator and the intelligence of the award-winning SmartPlug Instant Hot Water Control®. A one-two punch that delivers instant hot water comfort while saving energy and water – up to 12,000 gallons a year! With **SureStart®** automatic unblocking and air purging, you can expect years of trouble-free performance from Taco, the leader in reliability. —**Install it, forget it™**.



Ideal for systems with a **tank water heater & dedicated hot water return line**



A bundle of efficiency for instant **hot water** when you need it.

SmartPlus-e™ 006e3™ ECM Circulator




- Taco trusted 00e® series quality and reliability — **Install it, forget it.™**
- 13' Shut-off head, 11 gpm max flow
- Easy to use dial:
 - Low, Medium, High
 - 003 & 006 performance point references
- Easy installation:
 - Compact design for tight spaces
 - Multiple connection options available
- High-efficiency ECM motor uses up to 85% less electricity
- **SureStart®** automatic unblocking and air purging mode
- Whisper quiet operation
- 1" union connection with customizable 1/2" & 3/4" fitting sets sold separately (See chart below)
- Double insulated, no ground wire required
- Includes a 6ft. power cord

Replacement Chart


| Taco | Grundfos | Armstrong | B&G / Xylem | Laing |
|------|----------------------|--------------------------------|--|-----------|
| 003 | UP 15-18 | Astro 225 BS | ecocirc e ³ -4 | E1 Series |
| 006 | UP 15-10 UP 10-16 | Astro 225 SSU Astro 220 SSU | ecocirc e ³ -6 NBF-8, 9, 10, 12 SSF-9, 12 | E3 Series |

Setting Selection Guide


Based on 3/4" supply, 1/2" return copper pipe



HIGH — 500 ft pipe



MEDIUM — 350 ft pipe



LOW — 200 ft pipe or less

NOTE: Figures are for reference purposes only. Refer to ASTM guidelines for piping flow & velocity standards. For PEX, refer to pipe manufacturer guidelines.

Choose the right fitting for the job!

| Image | Fitting Assembly Description | Product Code |
|-------|------------------------------|--------------|
| | 1/2" Union Sweat | UFS-050S |
| | 1/2" Union FNPT | UFS-050T |
| | 1/2" Union Press | UFS-050P |
| | 3/4" Union Sweat | UFS-075S |
| | 3/4" Union FNPT | UFS-075T |
| | 3/4" Union Press | UFS-075P |

Fitting sets include (2) gaskets, (2) union nuts and (2) tail pieces.

SmartPlus-e SmartPlug Instant Hot Water Control®



Application:

The SmartPlus-e SmartPlug is designed to upgrade your hot water recirculation system. It adds intelligence to your system by learning when hot water is used in the home. The pipe-mounted temperature sensor records daily hot water usage patterns during the course of a week. Recorded data is used to automatically run the 006e3 at the same times the following week. So hot water is always available when it's needed. If your usage pattern changes, the SmartPlug adjusts automatically.



— **No programming required.**

Benefits:

- **Easy to install:** Upgrades your system to provide "Smart" hot water.
- **Water conservation:** The average residence can save up to 12,000 gallons* of water per year by eliminating the wait for hot water to arrive at fixtures and taps.
- **Comfort and convenience:** Hot water is available in seconds. No timers or programming required.
- **Efficiency:** "Smart" setting maximizes hot water comfort and energy savings.
- **Reliability:** The SmartPlus-e SmartPlug and 006e3 provide whisper quiet operation and industry leading electronics for proven performance and dependability.

* Source: Department of Energy study

SmartPlus-e SmartPlug Control Options & Features:

"Smart" Mode: When set to "Smart" mode, the SmartPlug monitors and records the home's hot water usage pattern over a 7 day period. The SmartPlug will use the preceding week's usage pattern to automatically cycle the 006e3 ON, so hot water is always available when it's needed. The recording and repeating process is continuous, week after week.

"Pulse" Mode: When set to "Pulse" mode, the SmartPlug will continuously cycle the 006e3 ON for 5 minutes, then OFF for 10 minutes to maintain hot water at all fixtures.

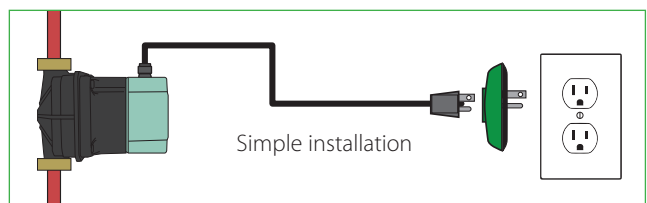
Vacation Mode: After 36 hours of no hot water usage, the SmartPlug will automatically turn the 006e3 OFF and remain off until hot water usage is detected.

Exercise Function: While in vacation mode the SmartPlug will cycle the 006e3 for 10 seconds every 7 days to prevent any corrosion or scale build up.



LED Indicator lights:

Green: Power
Yellow: Mode Setting
Red: Error code diagnostics



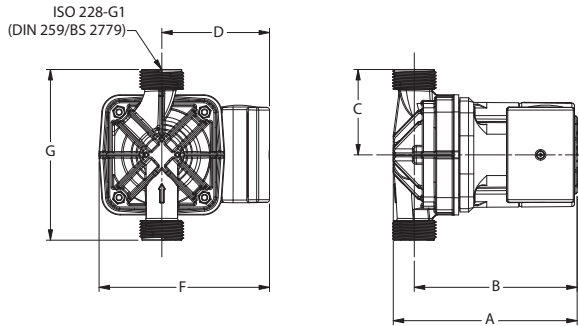
Submittal Data Information

SmartPlus-e Submittal Data # 101-202
Effective: 02/26/18

| | |
|----------------------------|--------------|
| System Model Number | SPe-1 |
|----------------------------|--------------|

006e3 Specifications

- Maximum Shut-off Head: 13 feet
- Maximum Flow: 11 gpm
- Maximum Operating Pressure: 150 psi (10 bar)
- Maximum Water Temp: 203°F (95°C)
- Minimum Water Temp: 36°F (2°C)
- Electrical Specifications:
 - Voltage: 120V, 60 Hz Single phase
 - Max. Operating Power: 44W
 - Max. AMP Rating: 0.54
- Equipped with a composite casing designed for open loop potable water systems
- Not suitable for chilled water
- Taco circulator pumps are for indoor use only
- Acceptable for use with water

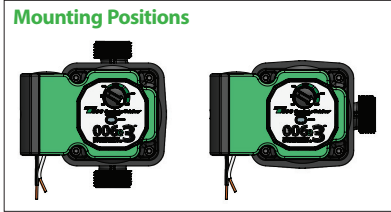


Pump Dimensions & Weights

| Model Number (Part Number) | A | | B | | C | | D | | F | | G | | Ship Wt. | |
|-------------------------------------|-------|-----|-------|-----|-------|----|-------|----|-------|-----|-------|-----|----------|-----|
| | in. | mm | in. | mm | in. | mm | in. | mm | in. | mm | in. | mm | lbs. | Kg |
| 006e3LC VM1212-DY1-UP2A01 | 5-1/2 | 140 | 4-7/8 | 124 | 2-5/8 | 67 | 3-1/4 | 82 | 5-1/8 | 130 | 5-1/8 | 130 | 3.5 | 1.6 |

Materials of Construction

- Casing: Composite
- Stator Housing:..... Composite
- Cartridge:..... Composite
- Impeller:..... Composite
- Shaft:..... Ceramic
- Bearings:..... Carbon
- Thrust Bearing:..... Ceramic
- O-Ring & Gaskets:..... EPDM



Electrical Data

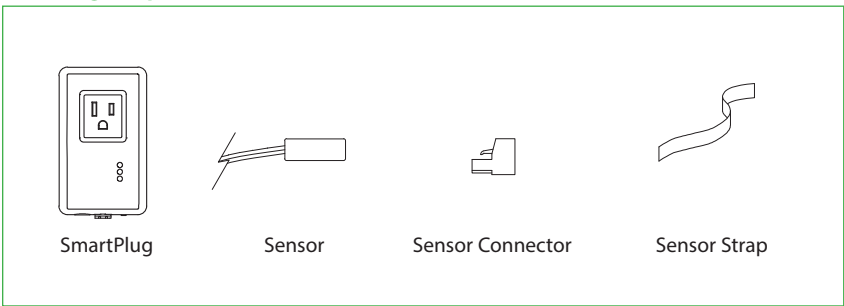
| Model | Volts | Hz | Ph | Max.Amps | Watts | RPM |
|------------|--|----|----|----------|-------|-------------|
| All Models | 120 | 60 | 1 | .54 | 44 | 1440 - 3720 |
| Motor Type | ECM, Permanent Magnet, Thermally Protected | | | | | |



SmartPlug Specifications

- Input: 120VAC, 50/60HZ, single phase, 6A
- Output: 120VAC, 50/60HZ, Single phase, 1/2 hp (limited to 6 FLA, 36LRA)
- Sensor: NTC Thermistor, 10K ohm @ 77°F, B= 3392
- Fuse: 125V, 6A, Medium Acting 5x20 mm glass, Littelfuse® p/n 0233006 mxp
- Ambient Operating Temp: 50-104°F, 10-40°C

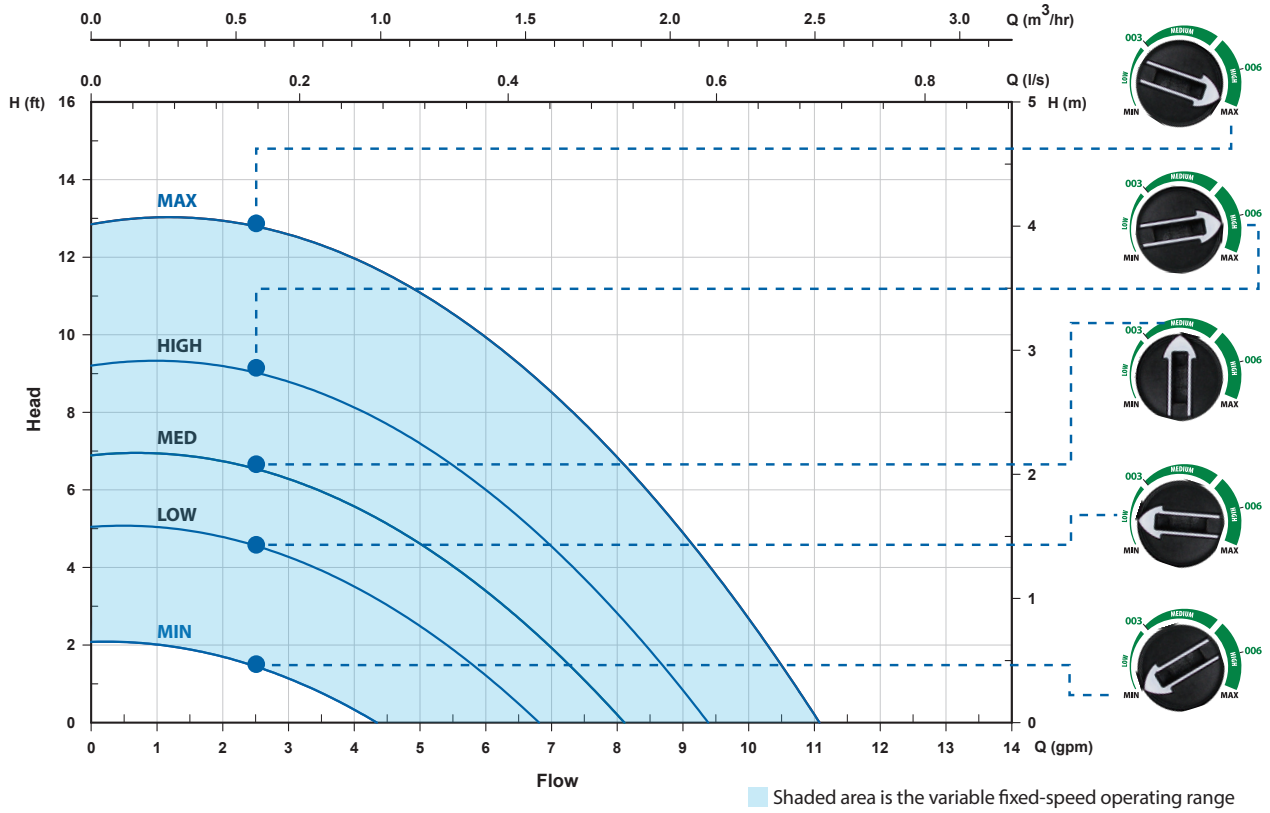
SmartPlug Components



SmartPlus-e

006e3TM
ECM HIGH-EFFICIENCY
HOT WATER CIRCULATOR

Performance Curves
115V/60Hz



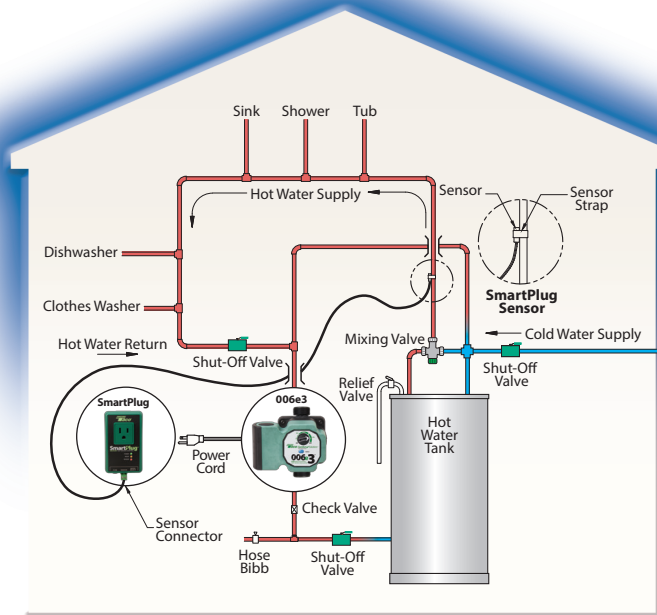
FIXED SPEED MODE



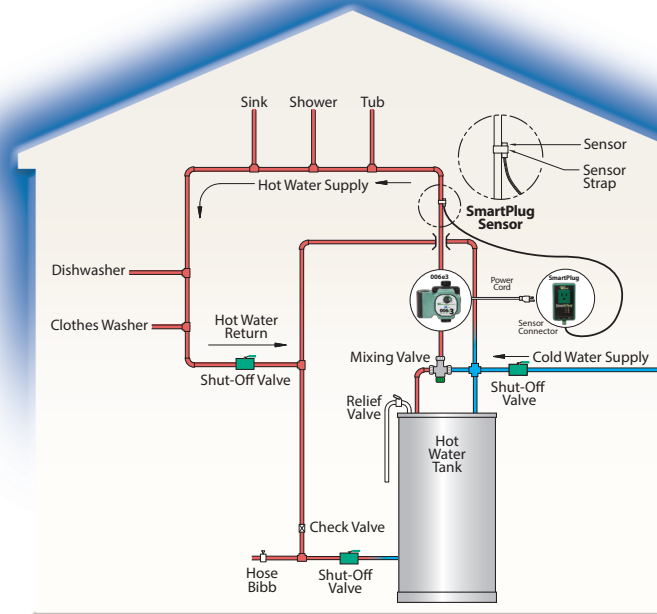
The SmartPlus-e 006e3 is factory-programmed for **Medium Speed Setting**. Simply turn the dial to match system requirements.

- 3-Speed Settings (Low, Medium, High)
- Infinitely variable fixed speed settings between Min/Max
- Pre-marked settings on dial to equal 003 & 006 performance

SmartPlus-e Install Locations



Hot water return installation (For reference only)



Hot water supply installation (For reference only)



Taco Inc., 1160 Cranston Street, Cranston, RI 02920 / (401) 942-8000 / Fax (401) 942-2360
Taco (Canada) Ltd., 8450 Lawson Road, Unit #3, Milton, Ontario L9T 0J8 / (905) 564-9422 / Fax (905) 564-9436