



FEATURES

Impeller: Cast iron, semi-open, non-clog with pump-out vanes for mechanical seal protection. Balanced for smooth operation. Silicon bronze impeller available as an option.

Casing: Cast iron volute type for maximum efficiency. 2" NPT discharge.

Mechanical Seal: Silicon Carbide vs. Silicon Carbide sealing faces. Stainless steel metal parts, BUNA-N elastomers.

Shaft: Corrosion-resistant, stainless steel. Threaded design. Locknut on all models to guard against component damage on accidental reverse rotation.

Fasteners: 300 series stainless steel.

Temperature rating 200°F for continuous operation when fully submerged.

Capable of running dry without damage to components.

2EC-HT Series

Model 2ECHT

SUBMERSIBLE HIGH TEMPERATURE SUMP PUMPS



Bell & Gossett
a xylem brand

Wastewater

APPLICATIONS

Specifically designed for the following uses:

- Boiler blow down, high temp condensate

SPECIFICATIONS

Pump

- Solids handling capabilities: $\frac{3}{4}$ " maximum
- Discharge size: 2" NPT
- Capacities: up to 70 GPM
- Total heads: up to 27 feet TDH
- Temperature:
200°F (93°C) continuous, fully submerged
- See order numbers on reverse side for specific HP, voltage and phase.
- Available with 1½" connection and high temp float if required. See model chart on page 3.

MOTORS

- Fully submerged in high-grade turbine oil for lubrication and efficient heat transfer.
- Class B insulation

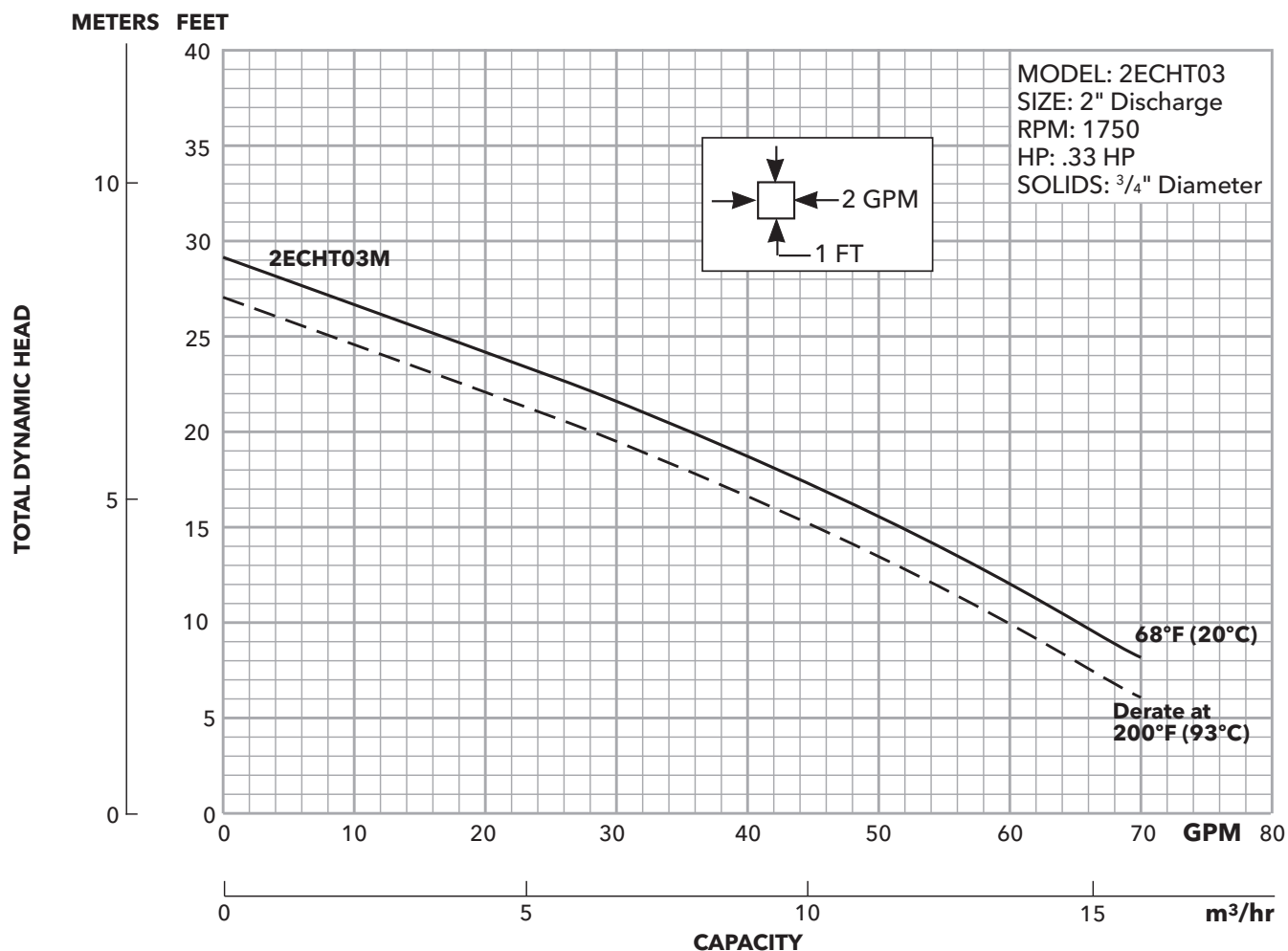
Single phase (60 Hz):

- Capacitor start motors for maximum starting torque.
- Built-in overload with automatic reset.
- SJOOW severe duty oil and water resistant power cords, rated for high temperature.
- Models have NEMA three prong grounding plugs.

AGENCY LISTINGS



Tested to UL 778 and CSA 22.2 108 Standards
By Canadian Standards Association File #LR38549



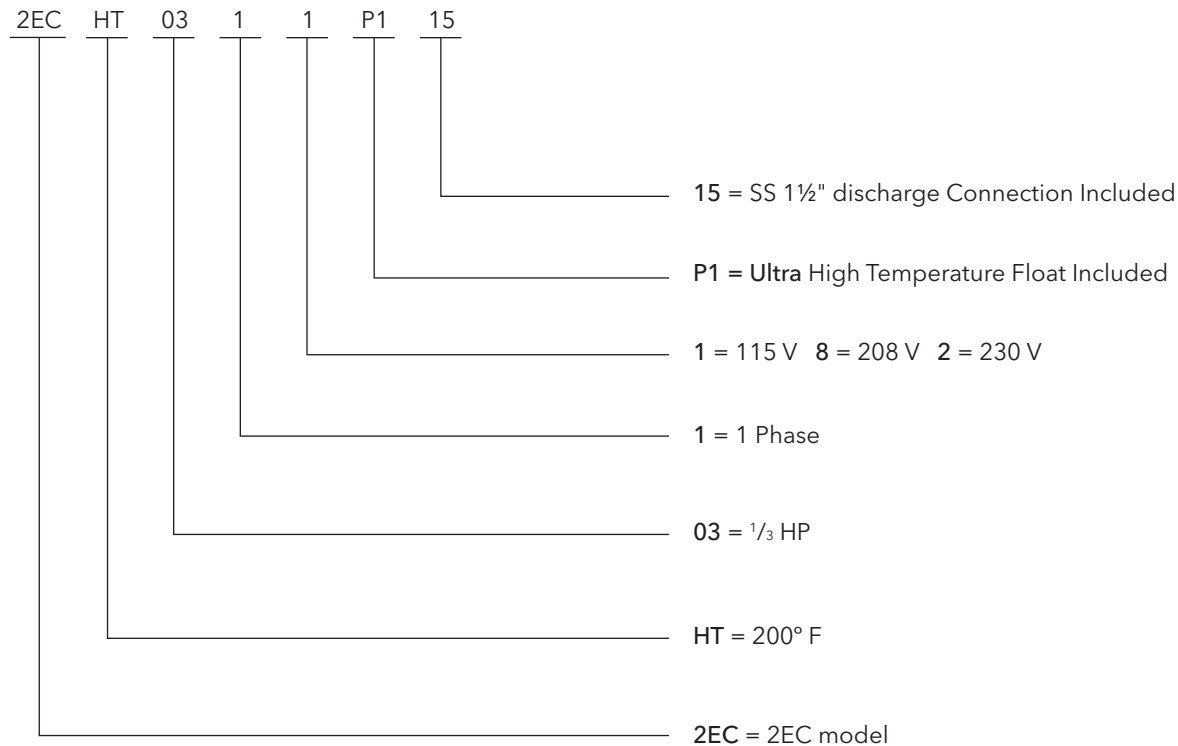
Wastewater

MODELS

Order Number	HP	Phase	Volts	RPM	Impeller Dia. (In.)	Max. Amps	LRA	KVA Code	Full Load Motor Eff.	Resistance		Wt. (Lbs.)	Operation	Discharge
										Start	Line-Line			
2ECHT0311	1/3	1	115	1750	5.38"	12	31.1	J	55	9.3	1.4	56	Manual	2"
2ECHT0318			208			7.3	19.5	K	51	9.1	4.2			
2ECHT0312			230			6.1	16.5	J	54	11.7	5.6			
2ECHT031115			115			12	31.1	J	55	9.3	1.4			1½"
2ECHT031815			208			7.3	19.5	K	51	9.1	4.2			
2ECHT031215			230			6.1	16.5	J	54	11.7	5.6			
2ECHT0311P1			115			12	31.1	J	55	9.3	1.4		Auto- matic Float Included	2"
2ECHT0318P1			208			7.3	19.5	K	51	9.1	4.2			
2ECHT0312P1			230			6.1	16.5	J	54	11.7	5.6			
2ECHT0311P115			115			12	31.1	J	55	9.3	1.4			1½"
2ECHT0318P115			208			7.3	19.5	K	51	9.1	4.2			
2ECHT0312P115			230			6.1	16.5	J	54	11.7	5.6			

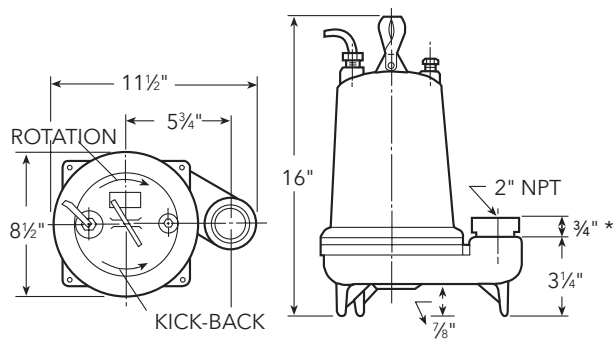
Accessory part numbers: A2HT31 - 115V and A2HT32 - 208 and 230V (ultra high-temperature float switch)

NOMENCLATURE



DIMENSIONS

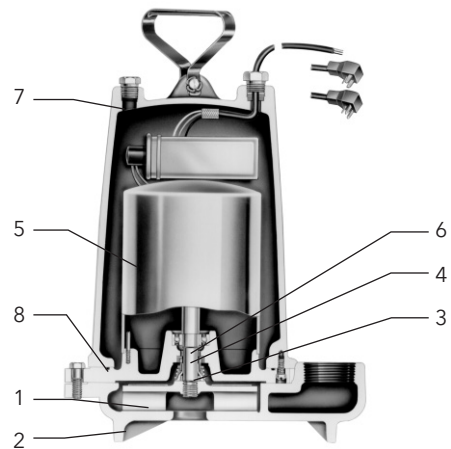
(All dimensions are in inches. Do not use for construction purposes.)



* 2" x 1½" adapter if used

COMPONENTS

Item No.	Description
1	Impeller
2	Casing
3	Mechanical Seal
4	Motor Shaft
5	Motor
6	Ball Bearings
7	Power Cable
8	Casing O-Ring



xylem
Let's Solve Water

Xylem, Inc.
2881 East Bayard Street Ext., Suite A
Seneca Falls, NY 13148
Phone: (866) 325-4210
Fax: (888) 322-5877
www.xyleminc.com/brands/bellgossett

Bell & Gossett is a trademark of Xylem Inc. or one of its subsidiaries.
© 2012 Xylem Inc. B2ECHO R3 December 2012