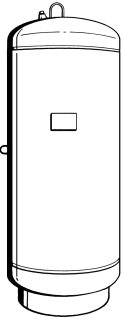


JOB:	REPRESENTATIVE:	
UNIT TAG:	ORDER NO.	DATE:
ENGINEER:	SUBMITTED BY:	DATE:
CONTRACTOR:	APPROVED BY:	DATE:



Series "B-LA" (ASME) Pressurized Expansion Tanks Vertical with Seismic Restraint Not For Potable Water Systems

DESCRIPTION

Series "B-LA" expansion tanks are ASME rated precharged bladder-type pressure vessels. The Series "B-LA" tank is designed to absorb the expansion forces of heating/cooling system water while maintaining proper system pressurization under varying operating conditions. The replaceable heavy duty bladder contains system water thereby eliminating tank corrosion and waterlogging problems.

CONSTRUCTION

System Connection: Malleable Iron
 Shell: Carbon Steel
 Bladder: Replaceable Heavy Duty Butyl Rubber
 Designed and Constructed per ASME Section VIII, Division 1

MAXIMUM OPERATING LIMITS

Maximum Design Pressure: 125 PSI (862kPa)
 Design Temperature: 240°F (115°C)

SCHEDULE

PART NUMBER	MODEL NO.	TANK VOLUME GALLONS (LITERS)	ACCEPTANCE VOLUME GALLONS (LITERS)	TAGGING INFORMATION	QUANTITY
116711	B-35LA	10 (38)	10 (38)		
116712	B-50LA	13 (49)	11 (40)		
116713	B-85LA	22 (85)	11 (40)		
116714	B-100LA	26 (100)	11 (40)		
116715	B-130LA	34 (130)	27 (100)		
116716	B-165LA	44 (165)	27 (100)		
116717	B-200LA	53 (200)	27 (100)		
116718	B-300LA	80 (300)	27 (100)		
116719	B-400LA	106 (400)	53 (200)		
116720	B-500LA	132 (500)	53 (200)		
116721	B-600LA	158 (600)	53 (200)		

TYPICAL SPECIFICATION

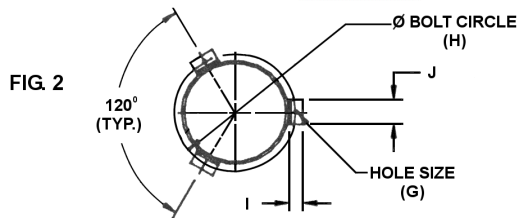
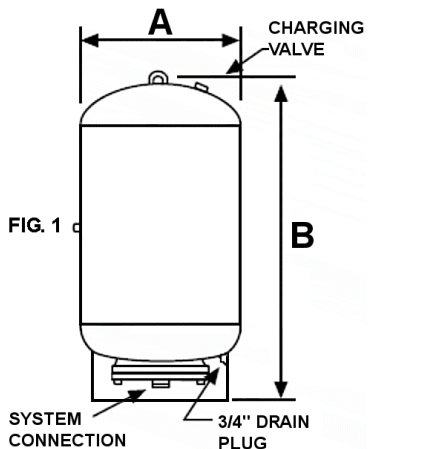
Furnish and install as shown on plans a _____ gallon (_____ liter) _____" (_____ mm) diameter x _____" (_____ mm) high pre-charged steel expansion tank with replaceable heavy duty Butyl rubber bladder. The tank shall have a 1" NPT system connection, 3/4" NPT drain, and a .302"-32NC charging valve connection (standard tire valve) to facilitate the on-site charging of the tank to meet system requirements.

The tank shall be fitted with lifting rings and a floor mounting skirt for vertical installation.

The tank must be constructed in accordance with Section VIII of the ASME Boiler and Pressure Vessel Code and stamped 125 PSI (862 kPa) working pressure.

Each tank shall be Xylem Industries - Bell & Gossett Model No. _____

NOTE: Tanks are factory pre-charged at 12 psi (83 kPa)
Tanks can be installed in the vertical position only.



OPTIONAL SEISMIC RESTRAINTS (FIG.2) - DIMENSIONS IN INCHES (MM)

TANK DIAMETER	G	H	I	J
10"	9/16 (14)	12-5/8 (321)	2 (51)	2 (51)
12"	9/16 (14)	14-3/4 (375)	2 (51)	2 (51)
16"	9/16 (14)	16-3/4 (452)	2 (51)	2 (51)
20"	9/16 (14)	16-3/4 (452)	2 (51)	2 (51)
24"	9/16 (14)	18 (457)	2 (51)	2 (51)
30"	7/8 (22)	24 (610)	4 (102)	4 (102)

DIMENSIONS: GALLONS (Ltrs) INCHES (mm), WEIGHTS: LBS. (KG)

PART NUMBER	MODEL NUMBER	TANK VOLUME GAL (LTRS)	ACCEPTANCE VOLUME GAL (LTRS)	A IN. (MM)	B IN. (MM)	APPROX. SHPG. WT. LBS. (KG)	APPROX. WT* 100% FULL LBS. (KG)
116711	B-35LA	10 (38)	10 (38)	10 (254)	37-5/16 (948)	65 (29)	144 (67)
116712	B-50LA	13 (49)	11 (40)	12 (305)	37-1/16 (941)	72 (33)	164 (74)
116713	B-85LA	22 (85)	11 (40)	16 (406)	34-5/16 (872)	88 (40)	270 (122)
116714	B-100LA	26 (100)	11 (40)	16 (406)	39 (991)	94 (43)	308 (140)
116715	B-130LA	34 (130)	27 (100)	20 (508)	34-11/16 (881)	130 (59)	410 (186)
116716	B-165LA	44 (165)	27 (100)	20 (508)	39-11/16 (1008)	140 (63)	503 (228)
116717	B-200LA	53 (200)	27 (100)	24 (610)	40-7/8 (1039)	192 (87)	629 (285)
116718	B-300LA	80 (300)	27 (100)	24 (610)	56 (1423)	230 (104)	890 (404)
116719	B-400LA	106 (400)	53 (200)	24 (610)	68-5/8 (1743)	274 (124)	1148 (521)
116720	B-500LA	132 (500)	53 (200)	24 (610)	82-1/2 (2069)	308 (140)	1397 (634)
116721	B-600LA	158 (600)	53 (200)	30 (762)	67 (1702)	442 (200)	1745 (791)

Dimensions are subject to change. Not to be used for construction purposes.

System Connection: 1" NPT. Drain Plug 3/4"

* Approximate weight 100% full occurs if bag fails or if air charge is lost.

Xylem Inc.
8200 N. Austin Avenue
Morton Grove, IL 60053
Phone: (847)966-3700
Fax: (847)965-8379
www.bellgossett.com



Bell & Gossett is a trademark of Xylem Inc. or one of its subsidiaries.
© 2013 Xylem Inc.