



Bell & Gossett
a xylem brand

INSTRUCTION MANUAL
A07177C

Hydrotrol™ Flow Control Valve



Operational Limits

Max Temperature	250°F (121°C)
Max Pressure 150 psig	(10 Bar)

INSTALLER: PLEASE LEAVE THIS MANUAL FOR THE OWNER'S USE.



SAFETY INSTRUCTION

This safety alert symbol will be used in this manual to draw attention to safety related instructions. When used, the safety alert symbol means **ATTENTION! BECOME ALERT! YOUR SAFETY IS INVOLVED! FAILURE TO FOLLOW THE INSTRUCTIONS MAY RESULT IN A SAFETY HAZARD.**



WARNING: California Proposition 65 warning! This product contains chemicals known to the state of California to cause cancer and birth defects or other reproductive harm.

DESCRIPTION

The Hydrotrol (HT) valve is used for preventing gravity flow in hydronic heating systems to permit summer-winter operation of indirect water heater. The HT Valve is a flow control valve designed to permit installation in either horizontal or vertical pipes. The Hydrotrol (HT) Valve is not to be used in potable water systems.

INSTALLATION INSTRUCTIONS

Install HT valve in a hydronic piping system with the arrow on the body in the direction of the flow.

See installation drawings for additional information.



CAUTION: The generous use of pipe joint compound when installing the Hydrotrol valve will foul the valve operating mechanism preventing it from functioning properly. Pipe joint compound must be conservatively applied to male threads only. Failure to follow these instructions could result in property damage and/or personal injury.

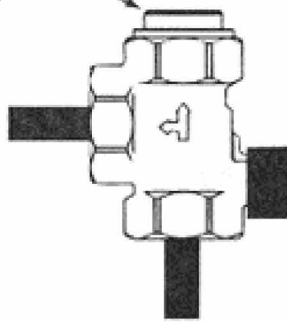


WARNING: System fluids under pressure or temperature can be hazardous. Be sure the pressure has been reduced to zero and the system temperature is below 100°F (38°C). Failure to follow these instructions could result in property damage and/or personal injury.



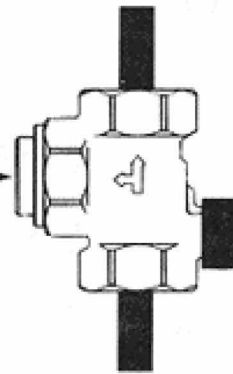
CAUTION: Over-tightening and breakage can occur with the use of PTFE pipe joint compounds. PTFE provides lubricity so that care must be exercised not to over-tighten joints. Failure to follow these instructions could result in property damage and/or personal injury.

Plug Here

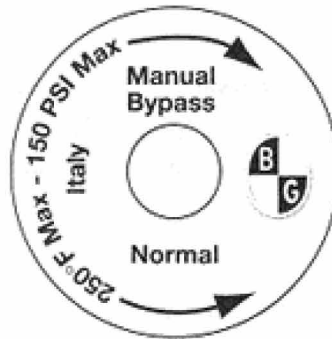


Horizontal Pipe

Plug Here



Vertical Pipe



OPERATION INSTRUCTIONS

The Hydrotrol valve allows fluid to pass when the system pump starts. When the pump is not operating, the HT valve remains closed, preventing gravity circulation. HT valves are designed with a knob that can be manually opened for draining the system or bypass purposes. The knob should be turned counter clockwise to the "normal" position during operation. The knob can be turned clockwise to the "manual bypass" position in emergency situations whenever electrical power is lost and only partial heating is possible. **IMPORTANT:** Make sure the HT valve is returned to the "normal" operating position if the manual flow feature was used for any reason. If the knob is in the "manual bypass" position during normal system operation, uncontrolled heating of room radiation will occur.

SERVICE INSTRUCTIONS

There is no service required for the HT valve.



CAUTION: Corrosion or leakage of the HT valve can cause damage or injury. Periodically inspect the HT valve for signs of leakage or corrosion. If corrosion or leakage is noted, the HT valve must be replaced. Failure to follow these instructions could result in property damage and/or personal injury.

xylem
Let's Solve Water

Xylem Inc.
8200 N. Austin Avenue
Morton Grove, Illinois 60053
Phone: (847) 966-3700
Fax: (847) 965-8379
www.bellgossett.com

Bell & Gossett is a trademark of Xylem Inc. or one of its subsidiaries.
© 20187 Xylem Inc. A07177C February 2018